

A SPELLING GAME: ABC Walking

You need



a game board



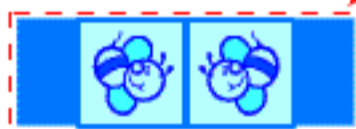
a dice



a counter
for each player


How to make your counter

1. Cut out.



2. Fold.

Fold in half



Fold inward



3. Glue.




Your counter is ready!

- ### GAME 1
1. Throw a dice.
Move the counter the corresponding number of squares.
 2. Then say the letter of the square you land on.
 3. If you are right, don't move.
 4. If you are wrong, move back one space.

- ### GAME 2
1. Roll your dice. Move the number that you roll.
 2. You have 10 seconds to say a word that begins with that letter of the square you land on or you must go back two spaces.
 3. Each word can be used once. If you say a word that has been used by someone else, you miss a turn.

The winner is the first player to reach the finish.



START

ABC WALKING

anglomaniacy.pl

a

b

c

d

e

f

t

u

v

w

h

g

f

r

x

i

q

y

j

p

z

k

l

m

n

o

FINISH